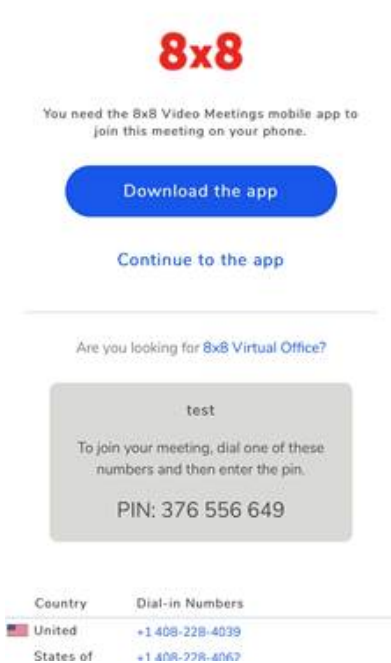


Tele-Counseling Instructions for Clients


Your clinician will email you the virtual meeting login information. You will have access to 8x8 Video Meetings via web on your computer OR via the app on your mobile device.

From your mobile device:

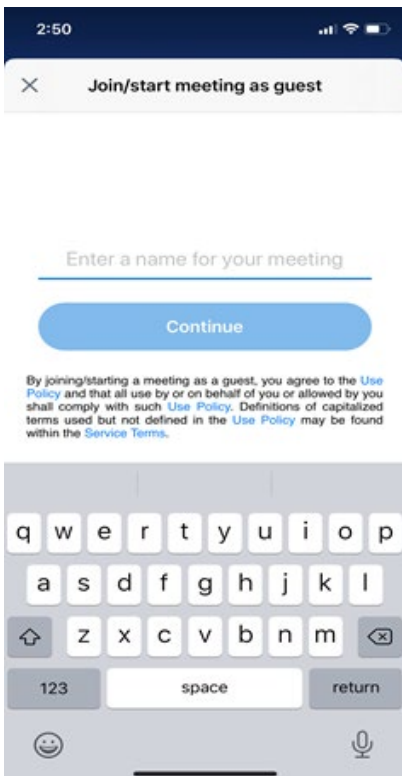
1. Click the link provided in your e-mail
2. You will see a screen prompting you to download the app. Click the blue button to download the app.



3. Click Join/start meeting as guest



4. Enter your name and click continue

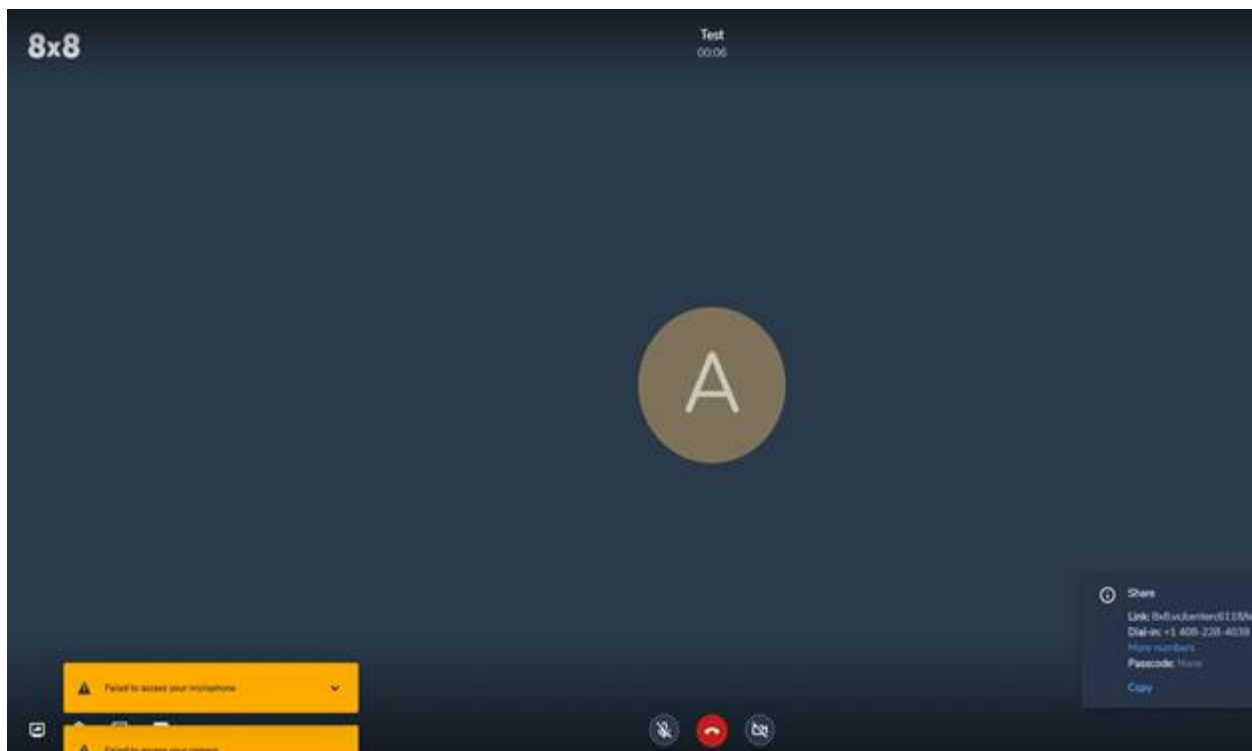


5. You will now be live with your clinician. Make sure that you have given 8x8 access to your camera and microphone on your device.

From your computer desktop:

***Note: to access your session via computer, you will need to be using Google Chrome as your default browser**

1. Click the link provided in your e-mail
2. You will automatically be connected to meeting audio and video using the default microphone, speaker, and camera of your computer



3. You will now be live with your clinician. Make sure that you have given 8x8 access to your camera and microphone on your device.